

The Three Little Pigs

An English Folktale

Characters: Little Pig 1 Little Pig 2 Little Pig 3 Wolf

Little Pig 3: It is time for us to go out into the world.


Little Pig 1: I will build a house for myself.
I will make it out of straw.

Little Pig 2: I will build a house for myself.
I will make it out of sticks.

Little Pig 3: I will build a house for myself.
I will make it out of bricks.

(later, at the straw house)

Wolf: Here is a house made of straw.
I think a little pig lives here.
Little pig, little pig, let me come in.



Little Pig 1: Not by the hair of my chinny, chin, chin!

Wolf: Then I'll huff, and I'll puff,
and I'll blow your house in!
Huff. Puff.

Little Pig 1: You blew down my house!
I will go to my brother's house.
It is better. It is made of sticks.



(later, at the stick house)

Wolf: Here is a house made of sticks.
I think a little pig lives here.
Little pig, little pig, let me come in.

Little Pig 2: Not by the hair of my chinny, chin, chin!

Wolf: Then I'll huff, and I'll puff,
and I'll blow your house in!
Huff. Puff.

Little Pig 2: You blew down my house!
We will go to my brother's house.
It is better. It is made of bricks.



(later, at the brick house)

Wolf: Here is a house made of bricks.
I think a little pig lives here.
Little pig, little pig, let me come in.

Little Pig 3: Not by the hair of my chinny, chin, chin!

Wolf: Then I'll huff, and I'll puff,
and I'll blow your house in!
Huff. Puff. Huff. Puff. Huff. Puff.

Little Pig 3: Go away, Wolf! You cannot blow down this house.
It is made of bricks.

Wolf: Just you wait, little pigs.
(whispering) I will go down the chimney.

Little Pig 1: What can we do?
The wolf will come down the chimney.
He will eat us up.



Little Pig 3: I know what to do.
I will build a fire in the fireplace.
And I will boil some water.

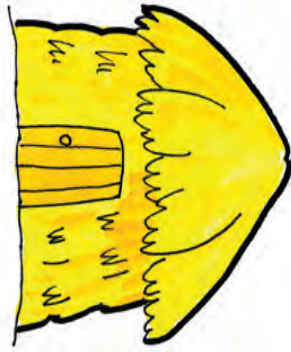


(later)

Wolf: Here I come, little pigs.


(splash sounds)

Little Pig 2: Now, we can live happily ever after.

The Three Little Pigs



The Tiger and the Big Wind



Notes to the Teacher

Plays for Every Day is a set of short scripts written specially for beginning readers. There are seven plays in all, with enough scripts for each character to have its own durable copy. These plays are an excellent way to motivate children to practice reading text again and again and to develop both fluency and expression in their reading. There is no need to create elaborate productions. Children do not need to memorize lines or to create costumes or sets. They can simply take parts and read the plays aloud.

All the plays are based on folktales: Aesop's fables, Brothers Grimm, and tales from England, Norway, Africa, and Indonesia. The plays are scripted for young children so that each child will have a character part. (There are no narrators.) There are 2–4 reading parts in each play, 20 characters in all.

Building Fluency

Assign plays and parts to children. Have children practice reading their parts with their play groups until their reading is flawless. Encourage children to use expression in their voices. Some may attempt character voices. An audio CD (available from Primary Concepts) gives children a model for fluent and expressive reading.

When children are ready, ask them to “perform” their plays in front of the class. Assess each group's reading on pacing, expression, and flow.

- Pacing Were children able to read the dialog without hesitation?
- Expression Did children use appropriate expression in their reading?
- Flow How well does the dialog flow from one reader to the next?

Puppet Theater

After children have read the scripts many times, have them re-enact the stories with stick puppets. To make the stick puppets, cut out the art and glue or tape the illustrations to craft sticks. There are characters and some props provided with the set.

Children's retelling of the stories gives you a great way to assess their level of comprehension.

- Meaning Is the meaning retained in the children's version of the play?
- Sequence Do children retell the story in the appropriate sequence?

